



Mrs Janine Cook – Head of School,
Northlew & Ashbury C of E Primary School,
Northlew, Okehampton, Devon,
EX20 3PB.
Tel - 01409 221420
E-mail: admin@northlew.devon.sch.uk
Website: www.northlew.devon.sch.uk



Newsletter

Friday 29th January 2021

Dear parents/carers,

Welcome to our weekly newsletter. Following the Government's announcement on Wednesday evening, we are 'hoping' to have all the children return to school on Monday 8th March. We will keep you updated when we receive further information and guidance. Until then, please do continue with the fantastic work you are doing at home to support your children. We realise that this is not easy, but we just wanted to remind you that you're doing an amazing job!

The staff and children at school have settled into a pattern of learning and the children are fully engaged in their daily English and maths lessons as well as participating in the wider curriculum in the afternoon. It has been so lovely to see the amount of engagement with children learning remotely at home, participating in a range of activities. Please do remember to upload some of your children's learning onto the Dojo each week so that staff can support your child further. We are asking all parents to upload at least one piece of English or maths alongside some of our wider curriculum subjects too. If you can upload more than that is great, but please do not feel the need to upload everything. We have placed more exercise books, pens and pencils in the box. Please do help yourself to these if you need them. Weekly activities for maths and the wider curriculum will be available from **FRIDAY AFTERNOON** in the class boxes outside school.

Thank you to those parents who took the time to complete our quick on-line survey. The information we gather from this will help us to look at the current provision we are offering and how we can make that even better. We will share the findings from our survey in the up coming newsletters.

Once again, we would like to say that we are all in this together. If you need to speak to anyone, please do not hesitate to pick up the phone, email or send a message on Class Dojo.

You are doing a great job!

Hope you all have a fantastic weekend.

Stay safe,
Mrs Cook



Library Books

A huge thank you to all those parents who have collected a reading book for their child from school. If you do need to change your child's reading book, please ring ahead and we can have a new book ready for you to collect. Please remember that you need to return the book your child has finished so that we can issue you with your new book. We are reminding all parents (whether your child is attending school or not) to complete your children's reading record books daily so that we can assess the children's reading understanding.

Dojo Learning and Teams Meetings

Apologies to parents of class 1 children. I have been spending some time preparing pre-recorded reception, year 1 and 2 phonics lessons over the last week. For some reason they have frozen when you download them! Can I ask that the children look to complete these as best they can this week using the slides and by reading the prompts. Hopefully, I will have my voiceover working for next week's sessions. We aim to place the learning for the following week's activities on the Dojo on Thursday and Friday each week. This will allow parents and children time to become familiar with the learning before the new week begins. The learning overview will help to guide you with the lessons available on the Dojo and in what subject area. If you have any questions, please do send us a message on Class Dojo.

Our weekly Teams meetings are a lovely way to get the children together and share the learning they have been doing over the week. Please try to join in with your child's allocated time slot.



Asymptomatic Staff Testing

Staff Covid Testing and Social Distancing

To ensure that children and staff are safe whilst at school, the staff have begun to carry out Covid tests twice a week.

As the infection rates are still high, we will continue to keep the children on separate tables within their bubbles and encourage them to keep a safe distance when moving around the classroom. Due to social distancing, we are currently full to capacity (and have been from day one of opening), with the number of children we can safely have in both classrooms. We have created a waiting list for those children of key workers who do require a place. We will be in touch with those parents if the circumstances for those children who are currently at school does change and they no longer need their place. If there is *anything* we can do to assist you with supporting your child with their remote learning, please do get in touch either through our admin@northlew.devon.sch.uk or message your child's teacher directly through Class Dojo.



Mental Health and Well Being

We are aware that things are becoming increasingly more difficult for our families during these uncertain times, please make time to look after yourself and your families. Only do what you can do and take each day one step at a time. Please take time to click on the link below to read some useful tips and links to help support you with looking after your mental health whilst at home:

<https://www.mentalhealth.org.uk/coronavirus/look-after-your-mental-health-and-wellbeing-when-staying-home>

Online Safety Guidance for Parents



Online spaces, games and media form a large part of life for young people growing up today. They offer platforms to connect with others and to learn.

Risks

Of course there are risks associated with being online, as there are with all aspects of life. These include:

- Exposure to inappropriate content
- Sharing too much personal information
- Connecting with harmful people and
- Spending unhealthy amounts of time online.

Have a conversation

One of the best ways to help young people stay safe online is to talk to them about what they do.

If you understand the situations they encounter you'll be better placed to offer them advice on how to deal with them.

UK Safer Internet Centre advice centre for parents and carers:
saferinternet.org.uk/advice-centre/parents-and-carers
 South West Grid for Learning: swgfl.org.uk/magazine
 Vodafone Digital Parenting: vodafoneparenting.co.uk
 London School of Economics Parenting for a Digital Future:
blogs.lse.ac.uk/parenting4digitalfuture/

Live Streaming

Broadcasting online brings an instant thrill that can be addictive. Encourage young people to think about:

- Body image - talk to them about how they want to be perceived online and who their audience might be
- Privacy - how do they protect it? You can't edit something that is going out 'live'
- Age appropriate - is the site they're using appropriate for them? Most social media sites are aimed at 13 year olds and upwards. If not, is there a way to make it safer for them (e.g. YouTube Kids).

SWGfL body image blog:
swgfl.org.uk/magazine/bodyimage

Internet Matters:
internetmatters.org/parental-controls/entertainment/

YouTube Kids Parental Guide:
support.google.com/youtubekids/



Apps

Apps can be a positive place for young people to socialise with peers. Many enable instant messaging, social networking and image sharing.

Some, like YouTube, can also be a great creative outlet. But consider:

- Privacy settings and age relevance
- Talking to them about the content they share
- Discussing the consequences of sharing messages and images.

UKSIC:
saferinternet.org.uk/advice-centre/social-media-guides

SWGfL:
swgfl.org.uk/online-safety-resources

Internet Matters:
internetmatters.org/advice/apps-guide



Instant Messaging

Instant Messaging is a great way to socialise and keep up to date with what's going on right now. However there is a risk of unsolicited contact. If your child is using messenger services you should:

- Look at the privacy settings
- Ensure they understand that they may be talking to people they don't know and the risks this brings
- Talk to them about what is and isn't appropriate to send.

CEOP
ceop.police.uk/safety-centre
 Connect Safely:
connectsafely.org/guides-3/



Gaming

Gaming is fun but be aware that it can be all consuming. Some things to consider:

- Use the gaming consoles' safety settings
- Agree with your child how much time they can spend playing online
- Pay attention to the PEGI (age) ratings and what they mean
- Remember that some online games have inbuilt chat functions
- Be aware that your child might use servers or 3rd party applications to access interactive online communities.

UK Safer Internet Centre guides:
saferinternet.org.uk/gaming

PEGI:
pegi.info

Common Sense Media:
commonsensemedia.org/reviews

Ask About Games:
askaboutgames.com



Bullying

Remember, it's not the technology that's the problem, it's the bullies' behaviour. Support young people by:

- Talking about bullying issues
- Making sure young people know that they can turn to you for support
- Reporting any incidents - it will help your child and others too.

UK Safer Internet Centre tips:
saferinternet.org.uk/cyberbullying-tips

Anti Bullying Alliance:
anti-bullyingalliance.org.uk

ENABLE Anti-bullying Programme:
<http://bit.ly/23SHU3Q>

Cybersmile:
cybersmile.org/advice-help/category/advice-parents



Northlew C of E Primary School

Learning Overview

Week beginning Monday 1st – 5th Feb 2021

Subject	Reception	Year 1 and 2	Year 3 and 4	Year 5 and 6
English	Oak academy The King and The Moon Lessons 6-10	Oak academy Instructions: How to Make a Paper Crown Lessons 6-10	Oak academy Aladdin Lessons 16 - 20	Oak academy Inspirational figures - Biographical writing Lessons 1-5
Phonics/spelling	Phase 3	Alternative sounds phase 5	Homophones	Unstressed vowels in polysyllabic words
Maths	Oak academy Grouping and sharing Lessons 6-10	Oak academy Money Lessons 16-20	Oak academy Measures Lessons 1-5	White Rose Maths Fractions Lessons 1 -5
Science	The Human Body: How to Stay Healthy		The Human Body: Digestive System	
Topic	Space: Moon Landings		Space: Moon Landings	
Music	To develop their singing skills this week, the children will learn some space-themed body and vocal warm - ups and then they will be taught a song called 'Spaceship Jam'.		This week, the children will have the opportunity to listen out for pitch patterns in the piece 'Space Journey' by David Schomberg and then create their own using 'Song Maker', a free online resource created by Chrome Lab.	
Forest School	The Big Garden Birdwatch		The Big Garden Birdwatch	
PSHE	Understanding Emotions	Friendship	Influences and Decisions	
RE	Stories from the Jewish Bible (Tenakah)		Why do Muslims want to go on pilgrimage?	
PE	Weekly challenge from Miss Scullion		Weekly challenge from Miss Scullion	
Art/DT	Family Rock Painting/ Home Made Pizza		Family Rock Painting/ Home Made Pizza	

Please find an outline above of the lessons we will be covering this week. All links to all the lessons, including Oak Academy links are on the class dojo. Staff will be uploading videos and tutorials to help support the children with different subjects. Again, all links to these will be on the class dojo, children just need to click on the link to view the lessons.

We are asking that children complete 5 lessons of English and maths each week, how you complete these lessons we are leaving to each household to decide. We have included the timetable that the children who are attending school are following, if you can follow this that would be great, but please amend this to best suit your family's needs.

Our weekly teams' meetings have now been set up with years 1 to 6. These weekly meetings will give the children the opportunity to discuss their learning with their class teacher and provide an opportunity for some direct teaching.

Please note the time of your child/ren's meetings below:

- Each Wednesday Year 3 and 4 11am
- Each Thursday Year 5 and 6 11am
- Each Thursday Year 1 and 2 1pm

Once again, if there is anything we can support you with, please do not hesitate to contact us directly at school on 01409 221 420 or by email: admin@northlew.devon.sch.uk

Class 1's Learning This Week




Laila created her own solar system from play dough thinking about the size and order of the planets. A fantastic piece of learning Laila, well done!

Zac D has used tractors to display the four seasons showing what happens in the fields during this time of the year. Well done Zac, great learning and understanding of the seasons!



Esmé used picture puppets to retell the story of 'The King and the Moon' and did a fantastic performance of it to Mrs Johnstone.



After being shown how to do the first grouping on the maths worksheet, Ellie completed the rest of the learning correctly without any help.



In Forest School as part of RSPB Bird Watch, Freddie & Dylan went outside to listen and look for birds. They then created their own paper plate birds.



In music Zac went on the Chrome Music Lab and had fun creating different sounds.



Hannah created her own power hat as part of her English learning on 'Making a Paper Crown'. No surprises that it features a unicorn!



Class 2's Learning This Week



Suzi has taken time to create a beautiful bird feeder which has attracted birds to her garden so that she is able to observe a variety of different wildlife in her garden. Well done, Suzi!

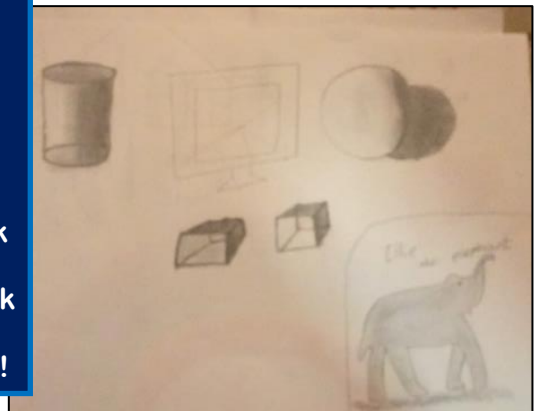
Arabella has been really creative this week and has made some home-made clay and used this to create some amazing models. Looking at the amount of detail it must have taken a lot of perseverance. Well done, Arabella.



Isobella and Grace have made some gorgeous bunting following Mrs Johnstone's demonstration. It is great to see you enjoying all the learning and developing your skills further by using a sewing machine. Fantastic!




Aoife has really been developing her drawing skills and looking at shading to create a 3d effect. I think these drawings look wonderful. Super, Aoife!



Millie has made some fantastic artwork based upon her learning about the planets in our solar system. We were really pleased with how Millie blended the pastels and made a stunning picture.



Rose has made a lovely poster to explain her understanding of the five pillars of Islam. She has clearly explained what the 5 pillars represent and thought about pictures to demonstrate this. Well done, Rose.



Charlie has made a model of a human arm to show how bones are connected and how muscles are necessary for our movement. It was wonderful to listen to Charlie explain how his model worked.

